



# MOSQUITO MAGNET

# LUREX<sup>3</sup>™

## Biting Insect Attractant

**Lurex® Component**

**ACTIVE INGREDIENT**

Lactic Acid .....	35.40%
OTHER INGREDIENTS .....	64.60%
TOTAL .....	100.00%

**Ammonium Bicarbonate Component**

**ACTIVE INGREDIENT**

Ammonium Bicarbonate .....	74.63%
OTHER INGREDIENTS .....	25.37%
TOTAL .....	100.00%

EPA Reg. No. 72563-4 • EPA Est. No. 46270-NY-001 • Net Contents: 2.63 oz. (74.5 grams) per cartridge

**KEEP OUT OF REACH OF CHILDREN**

**CAUTION**

Part No. 1440-616 Rev. B

[www.mosquitomagnet.com](http://www.mosquitomagnet.com)

## Precautionary Statements

### Hazards to Humans and Domestic Animals.

**Caution:** Harmful if swallowed. Avoid contact of mouth, skin or eyes with the evaporation holes.

Wash hands before eating, drinking, chewing gum, using tobacco or using bathroom facilities.

## First Aid

### If swallowed

- Call poison control center or doctor immediately for treatment advice.
- Have person sip a glass of water if able to swallow.
- Do not induce vomiting unless told to do so by the poison control center or doctor.
- Do not give anything by mouth to an unconscious person.

### If on skin or clothing

- Take off contaminated clothing.
- Rinse skin immediately with plenty of water for 15-20 minutes.
- Call a poison control center or doctor for treatment advice.

### If in eyes


- Hold eye open and rinse slowly and gently with water for 15-20 minutes.
- Remove contact lenses, if present, after the first 5 minutes, then continue rinsing eye.
- Call a poison control center or doctor for treatment advice.

**Have the product container or label with you when calling a poison control center or doctor, or going for treatment. You may also call 1-800-222-1222 for emergency medical treatment information.**

**Environmental Hazards:** Do not apply directly to water. Do not contaminate water when disposing of equipment washwaters or rinsate.

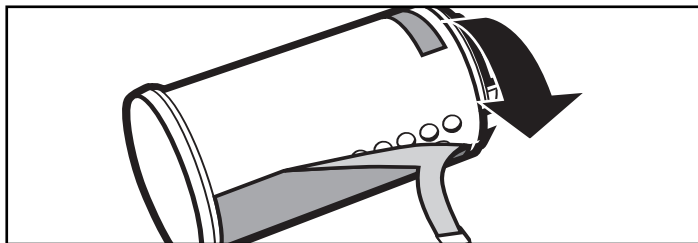
## Directions for Use

**It is a violation of federal law to use this product in a manner inconsistent with its labeling. Replace attractant every 21 days.**



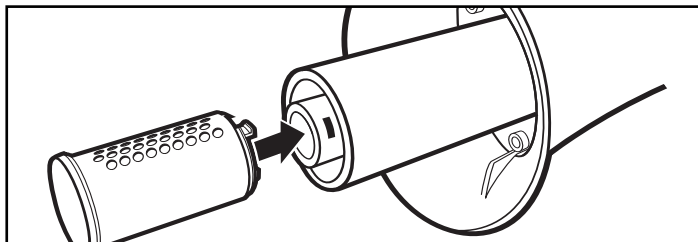
### Step 1

Locate the carrier compartment inside the attractant tube. Turn cap counter-clockwise about 1/8 turn. Remove end cap. Save for future use, as cap is needed for other attractants.




### Step 2

Peel off tamper evident seal from Lurex<sup>3</sup> attractant cartridge. The appearance of condensation on the inside of the cartridge is normal. **Do not remove end cap from cartridge.**



### Step 3

Insert Lurex<sup>3</sup> attractant cartridge into attractant tube. Turn clockwise until it snaps into place.



### Step 4

Remove and replace Lurex<sup>3</sup> attractant cartridge every 21 days, using a counter clockwise rotation.

## Storage & Disposal

Do not contaminate water, food or feed by storage and disposal.

**Storage:** Store unopened attractant cartridge in a cool, dry place.

**Disposal:** Do not reuse attractant cartridge. Dispose of used attractant cartridge in the trash.

Manufactured for: Woodstream Corporation.

69 North Locust Street, Lititz, PA 17543 USA • Customer Care (800) 953-5737

Part No. 1440-616 Rev. B

[www.mosquitomagnet.com](http://www.mosquitomagnet.com)